

## AN INVITATION TO A PARTY



LearnEnglish

Listening: A2

### An invitation to a party







Listen to some phone messages with directions to practise and improve your listening skills.

#### Before listening

Do the preparation task first. Then listen to the audio and do the exercises.

#### Preparation task

Write the correct words below each picture.

go straight	turn right	go down (the road)	go past (the trees)	take the exit	turn left
					
1. .... .....	2. .... .....	3. .... .....	4. .... .....	5. .... .....	6. .... .....

#### Tasks

##### Task 1

Write the sentences in the correct group.

The message was at a quarter to four.	The woman says thank you for the card.
The woman describes the house.	The woman gives directions.
The woman talks about a swimming pool.	The woman talks about a bus.

Message 1	Message 2

© 2019 British Council

[www.britishcouncil.org/learnenglish](http://www.britishcouncil.org/learnenglish)

Audio:



LE\_listening\_A2\_An\_invitation\_to\_a\_party.mp3

Link: <https://learnenglish.britishcouncil.org/skills/listening/pre-intermediate-a2/an-invitation-to-a-party>

**Task 2**

Circle the best answer.

1. She is having a party for ...
  - a. her family.
  - b. her very good friends.
  - c. everybody at work.
  
2. The party is at ...
  - a. the swimming pool at her house.
  - b. her cousin's house.
  - c. work.
  
3. To get to the party, drive ...
  - a. straight on Forest Road.
  - b. right on Forest Road.
  - c. left on Forest Road.
  
4. The motorway exit you need is ...
  - a. 3A.
  - b. 13A.
  - c. 30A.
  
5. The house is the first big house ...
  - a. on the right.
  - b. on the left.
  - c. down at the end of the road.
  
6. If you go by public transport, take ...
  - a. bus 18 to Brownsville.
  - b. bus 80 to Forest Road.
  - c. bus 80 to Brownsville.
  
7. The woman received the birthday card ...
  - a. this morning.
  - b. last night.
  - c. yesterday morning.

8. If you take a bus, ...
- a. you can walk from the town to the house.
  - b. somebody will drive you from the town to the house.
  - c. there is a bus stop outside the house.

**Discussion**

Is it easy to get lost in your town? Have you ever given directions to a visitor?

## Transcript

**Automated message:** You have two new messages. Message number one, received today at 3.45 p.m.

Hi, it's me. How's it going? I guess you're at work and you don't have your phone on, right? First of all, thank you, THANK YOU for the birthday card and message. I received it this morning. That's so nice of you. I'm organising a little party for my birthday. It's nothing very big – only a few of my best and closest friends. That means you too! We're going to have it at my cousin's house. She lives in the countryside in a nice big house with a swimming pool. I'd love to see you there. It's going to be this Friday. I'll send you the instructions on how to get there later, OK?

Anyway, have fun at work. Don't work too hard, OK? Talk soon.

**Automated message:** You have two new messages. Message number two, received today at 5.15 p.m.

Aw, you're still not answering your phone! OK, here are the instructions to get to my cousin's house for the party. Are you going to take your car? If you take the car, drive straight on Forest Road until you get to the motorway. Drive past Brownsville and take exit 13A. That's 13A. You drive down the road there and turn left. It's the first big house on the right. OK? If you're taking a bus, you can get the number 80 to Brownsville. Call me when you get there and somebody can pick you up in a car. I can't wait. This is going to be so great!

## Answers

### Preparation task

1. turn left
2. take the exit
3. go past (the trees)
4. go straight
5. go down (the road)
6. turn right

### Task 1

Message 1	Message 2
The message was at a quarter to four. The woman says thank you for the card. The woman describes the house. The woman talks about a swimming pool.	The woman gives directions. The woman talks about a bus.

### Task 2

1. b
2. b
3. a
4. b
5. a
6. c
7. a
8. b